NOTES:

1 THIS CONNECTOR IS DESIGNED TO MEET THE APPLICABLE PERFORMANCE REQUIREMENTS OF IEC 61076-4-101 AND BELLCORE GR-1217-CORE

2 RoHS DIRECTIVE COMPLIANCE, MAX SOLDERING TEMPERATURE 225°C.

MATERIALS

(1) Insulators — Thermoplastic Polyester, glass filled
Rated UL 94V-0, Color: Gray

(2) Pin contacts — Copper Alloy
Finish: Mating Zone=Gold
Compliant Zone=Matte Tin
Performance Class 2= 250 cycles

PERFORMANCE CHARACTERISTICS

Insulation resistance	10,000 megohms minimum
Dielectric withstanding voltage (at sea level)	750 Vrms
Current rating	1 amp @70°C, fully loaded 1.5 amp @20°C, fully loaded
Operating temperature range	-55°C to +125°C
Contact resistance	20 milliohms maximum

COMPLIANT CONTACT

Max.Insertion Force (per contact)	22.5 lbs./100 N
Min. Retention force (per contact)	4.5 lbs./20 N

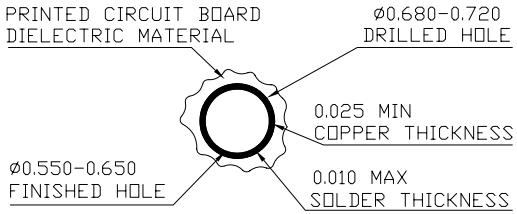

THRU HOLE PLATING
SCALE 20:1

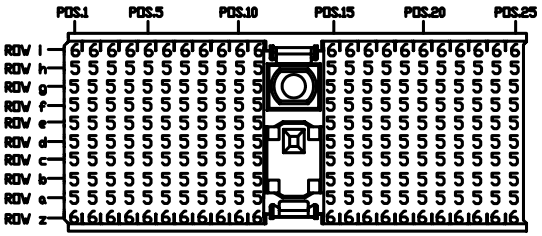

SELECTIVE LOADING PATTERN

SELECTIVE LOADING CHART		
PIN CODE	MATING LENGTH OF CONTACTS	CONTACT TAIL LENGTHS
	M	L
5	.268/6.80	.146/3.70
6	.329/8.35	.146/3.70

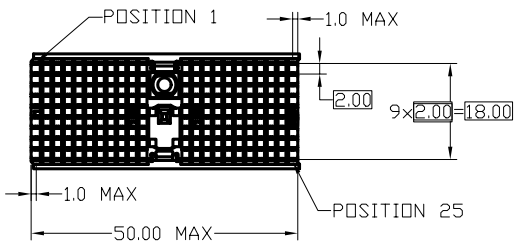

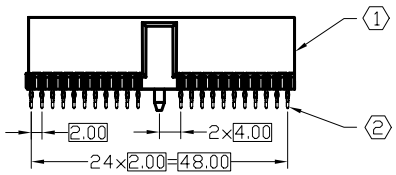

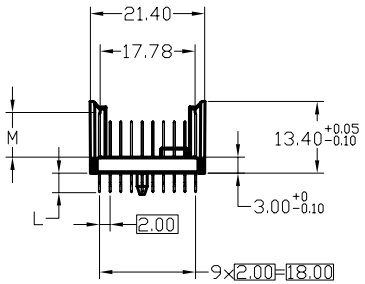

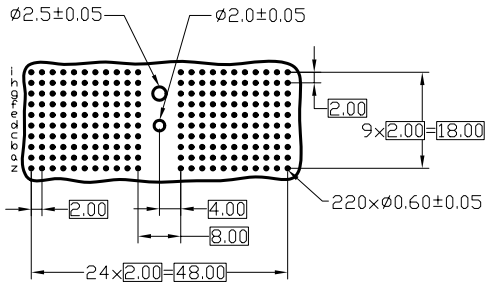

RECOMMENDED PC BOARD REQUIREMENTS
(COMPONENT SIDE BOARD SHOWN)

REV.	ECN. NO.	DESCRIPTION	DATE	DRAWN	APPD
A	***	新版發行	4/28'05	Seawen	Alan

DESIGN UNITS ■ mm □ INCH		
GENERAL TOLERANCES: (UNLESS SPECIFIED)	mm	INCH
4 PLACE	±**	±.**
3 PLACE	±0.08	±.**
2 PLACE	±0.15	±.**
1 PLACE	±0.20	±.**
ANGULAR:	X°±**	.X°±**

NAME: 2MM HEADER D TYPE

PART NO: NX5D0AJ01A51PA

APPD: 蘇侯安 4/28'05

CHKD: 楊海文 4/28'05

DRAWN: 畢杏子 4/26'05

All Connectors

TITLE: CUSTOMER DWG. C

DWG. NO: C-NX5D0AJ01A51PA

SCALE:	SHEET:	REV.:
1 / 1	1 / 1	A

A1版

NPF-RD40040